

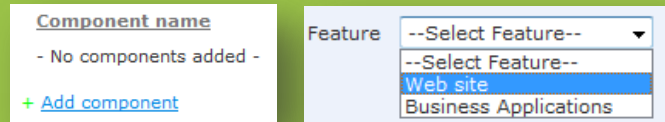
How to Backup your site

Solutions for Office Live <http://solutionsforofficelive.com>

This solution uses the Package Solution feature.

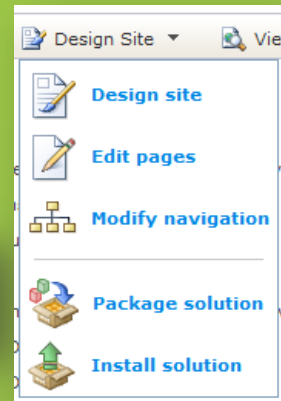
1. In the Page Manager, click Design Site, Package Solution.
2. Enter a Name and Description, if select Advanced options, you also set a version number.

3. Click Add Component

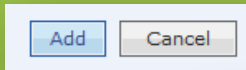


4. Select Website

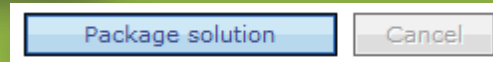
5. Select Entire Site – Only if your site is under 10MB, otherwise it will error out. If your site is over 10MB you will have to select individual components, Pages, Image Gallery, Document Gallery, and Site Design.



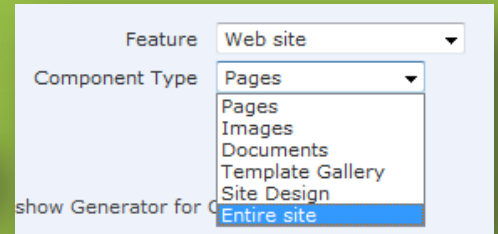
6. Click Add



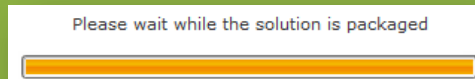
7. Click Package Solutions



8. Wait for Office Live to package the solution



9. In the Save dialog that appears, select save, give it a name save it.



Restore a Backup

1. In Page Manager click Design Site, Install Solution

2. Click Browse and locate the file

3. Check Overwrite existing Files-if necessary.

4. Click Add Solution, once done you receive a message indicating if it was successful.

